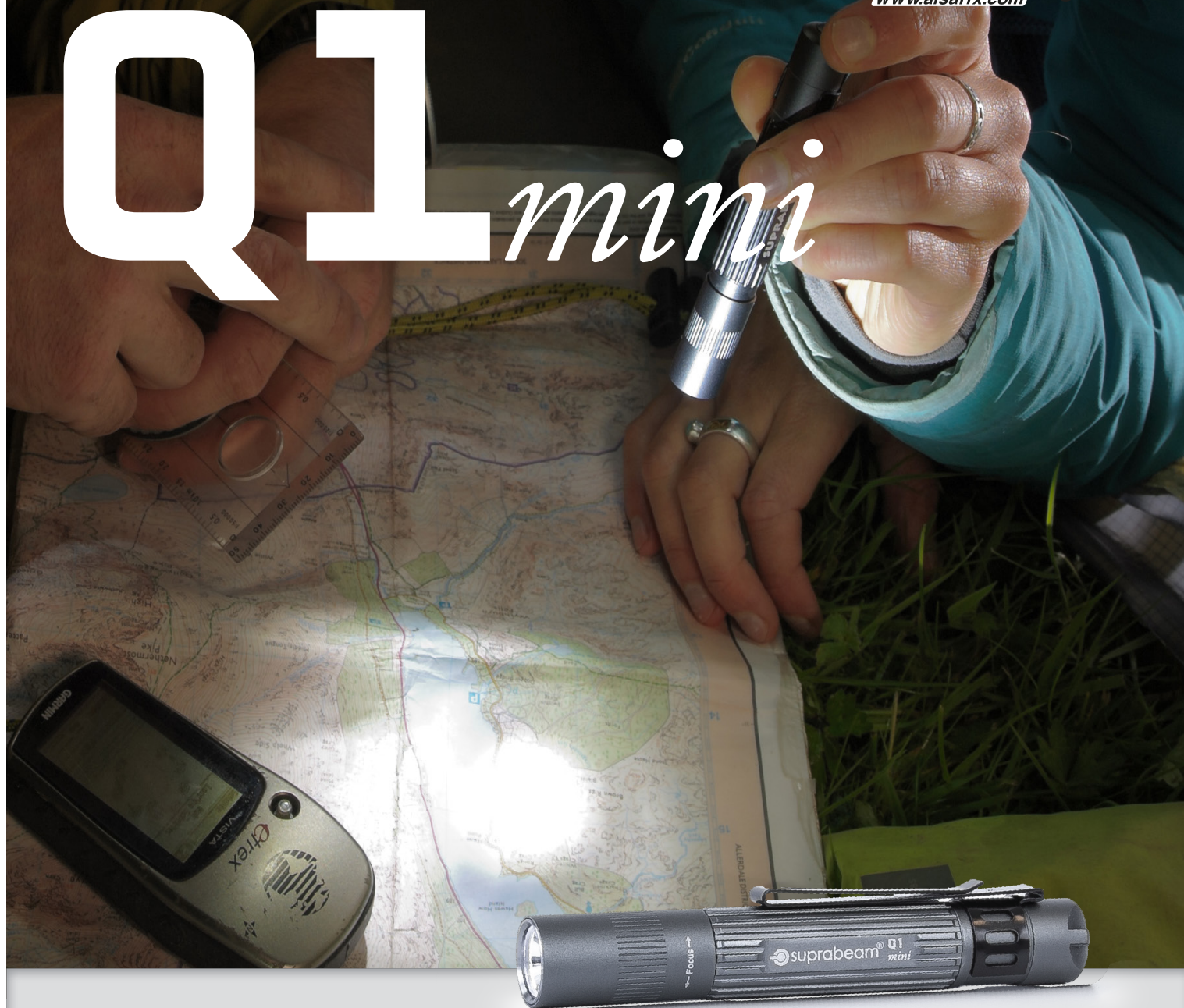


 suprabeam®

**ALSAFIX**  
[www.alsafix.com](http://www.alsafix.com)

Q1 *mini*



**120**  
**LUMENS**



1 x AAA



60 m



38 g



10° - 70°


SB5012011

## KEY FEATURES / UNIQUE SELLING POINTS (USP)



### ROTATING HYPERFOCUS

The rotating Hyperfocus™ lets you go from flood to spot with a light turn of the lamp-head. Control the focus with two fingers and switch quickly from 10 degrees to 70 degrees.



### INTELLIGENT LIGHT CONTROL

The advanced electronic micro controller offers switching between high and low light power by a simple switch operation. In addition, it controls the light output for an optimized battery lifetime.



### WATER RESISTANT - IPX4

The Q1mini is rated IPX4, which means it is water resistant. Use the Q1mini in all weather conditions without having to worry about your light.



### ATTACHMENT CLIP

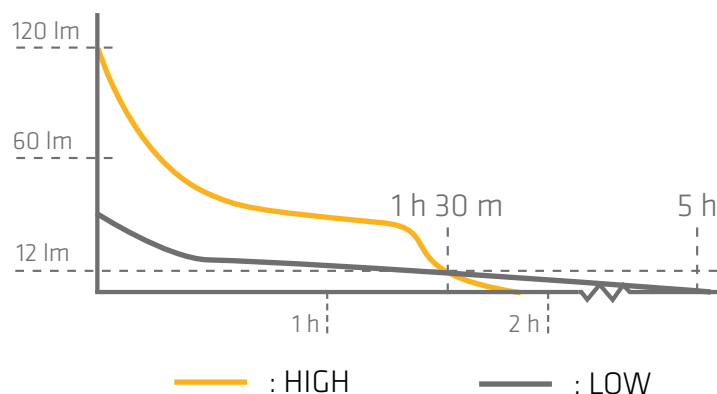
With the Q1mini attachment clip and the convenient size the Q1mini is perfect for carrying in your pocket. The attachment clip secures the Q1mini in your pocket and makes it easy to reach with a quick grasp.



### TOUCH SWITCH

The endcap metal button is a switch with a task function, allowing you to step through the light modes without activating the lamp constantly. The different light functions are provided by our Intelligent Light Control circuit.

## LIGHT CURVE AND RUNTIMES



#### HIGH

120 LUMENS  
12

1 h 30 min

#### LOW

30 LUMENS  
3

5 h

## WHAT'S IN THE BOX

### TORCH



### BATTERY



### MANUAL



## DIMENSIONS



# PACKAGING



## PACKAGING

Customs Tariff Number:	8513 1000
Packaging:	Recyclable Cardboard Packaging
Single Box Content / Size / Weight:	1 pcs, height/width/depth: 12.5 x 6 x 2 cm / 78 g
Master Box Content / Size / Weight:	27 pcs, height/width/depth: 15.2 x 19.5 x 19.5 cm / 2.3 kg
Code:	SB5012011
CODE EAN:	5704049908192



# SPECIFICATIONS

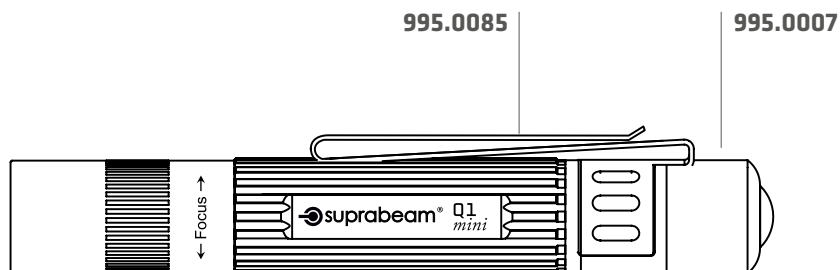
LED / Focus Configuration:	1 CREE Power Chip / Rotating Hyperfocus™
Case Material / Surface Treatment:	Prime Aluminium quality 6061, anodized
Case Color:	Anthracite Dark Grey
Switch at Rear:	Quality Tested Metal Switch With Touch Function
Dimensions:	L: 98 mm, ø: 15 mm
Weight incl. Battery:	38 g
Ingress Protection Rating:	Splash Waterproof IPx4
Temperature (Operation):	-20°C to +50°C

# ELECTRONICS

Built in Controller:	Yes, 2-step controller by press or touch
Standard Power Source:	1 x AAA Alkaline
Compatible with Rechargeable Cells:	Yes, with AAA NiMh 1.2V
Beam / Distance:	Variable from Spot to Floodlight / 60 Meters
Luminous Flux:	High: 120 lm / Low: 30 lm
Lighting Time:	High: 1 h 30 min. / Low: 5 h
Accessories Included:	Attachment Clip & Keyring

# SPAREPARTS

PRODUCT	DESCRIPTION	CODE	EAN CODE
	Switch complete for SUPRABEAM Q1mini	995.0007	5704049900264
	Pocket clip for Q1mini	995.0085	5704049904798



Distributed by:

ALSAFIX HEAD OFFICE  
114A rue Principale  
FR-67240 GRIES  
Tel: +33 3 88 72 19 31

ALSAFIX PARIS  
34 avenue de Bobigny  
FR-93135 NOISY-LE-SEC  
Tel: +33 1 48 44 44 59



**www.alsafix.com**  
alsafix@alsafix.com

**www.alsafix.com**  
paris@alsafix.com