

 suprabeam®

ALSAFIX
www.alsafix.com®

Q1



160
LUMENS



2 x AAA



70 m



56 g



10° - 70°


SB5013011

KEY FEATURES / UNIQUE SELLING POINTS (USP)



ROTATING HYPERFOCUS

The rotating Hyperfocus™ lets you go from flood to spot with a light turn of the lamp-head. Control the focus with two fingers and switch quickly from 10 degrees to 70 degrees.



INTELLIGENT LIGHT CONTROL

The advanced electronic micro controller offers switching between high and low light power by a simple switch operation. In addition, it controls the light output for an optimized battery lifetime.



WATER RESISTANT - IPX4

The Q1 is rated IPX4, which means it is water resistant. Use the Q1 in all weather conditions without having to worry about your light.



ATTACHMENT CLIP

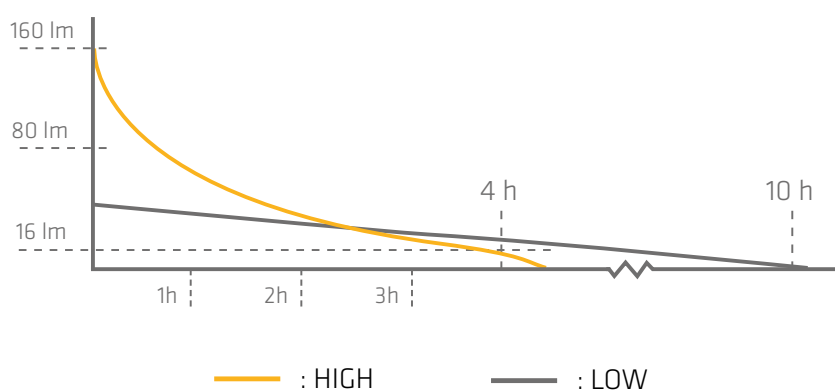
With the Q1 attachment clip and the convenient size the Q1 is perfect for carrying in your pocket. The attachment clip secures the Q1 in your pocket and makes it easy to reach with a quick grasp.



TOUCH SWITCH

The endcap metal button is a switch with a task function, allowing you to step through the light modes without activating the lamp constantly. The different light functions are provided by our Intelligent Light Control circuit.

LIGHT CURVE AND RUNTIMES



HIGH

160 LUMENS
16

4_h

LOW

40 LUMENS
4

10_h

WHAT'S IN THE BOX

TORCH



BATTERIES



MANUAL



DIMENSIONS



PACKAGING



PACKAGING

Customs Tariff Number:	8513 1000
Packaging:	Recyclable Cardboard Packaging
Single Box Content / Size / Weight:	1 pcs, height/width/depth: 17.5 x 6 x 2 cm / 105 g
Master Box Content / Size / Weight:	27 pcs, height/width/depth: 20.2 x 19.5 x 19.5 cm / 3 kg
CODE:	SB5013011
CODE EAN:	5704049908208



SPECIFICATIONS


LED / Focus Configuration:	1 CREE Power Chip / Rotating Hyperfocus™
Case Material / Surface Treatment:	Prime Aluminium quality 6061, anodized
Case Color:	Anthracite Dark Grey
Switch at Rear:	Quality Tested Metal Switch With Touch Function
Dimensions:	L: 144 mm, ø: 15 mm
Weight incl. Battery:	56 g
Ingress Protection Rating:	Splash Waterproof IPx4
Temperature (Operation):	-20°C to +50°C

ELECTRONICS

Built in Controller:	Yes, 2-step controller by press or touch
Standard Power Source:	2 x AAA Alkaline
Compatible with Rechargeable Cells:	Yes, with AAA NiMh 1.2V
Beam / Distance:	Variable from Spot to Floodlight / 70 Meters
Luminous Flux:	High: 160 lm / Low: 40 lm
Lighting Time:	High: 4 h. / Low: 10 h
Accessories Included:	Attachment Clip

SPAREPARTS

PRODUCT	DESCRIPTION	CODE	EAN CODE
	Switch complete for SUPRABEAM Q1	995.0008	5704049900271
	Pocket clip for Q1	995.0035	5704049900981



Distributed by:

ALSAFIX HEAD OFFICE
114A rue Principale
FR-67240 GRIES
Tel: +33 3 88 72 19 31

www.alsafix.com
alsafix@alsafix.com

ALSAFIX PARIS
34 avenue de Bobigny
FR-93135 NOISY-LE-SEC
Tel: +33 1 48 44 44 59

www.alsafix.com
paris@alsafix.com